

The ergonomic task chair that keeps you moving

Capella X is a family of ergonomic chairs that contributes to sustainable working environments and the well-being of employees. Sitting properly and feeling good is a matter of not sitting still. These task chairs therefore keep you moving. The seat cannot be locked, allowing you to move even while seated. The seat and back also move independently of each other, encouraging active sitting. This increases blood circulation for more energy and better health. The controls are easy to reach and intuitive to set, so you can easily customise your task chair. There are two different mechanisms – FreeMotion® or SyncMotion™ and the chair is tested for 130 kg according to new requirements. Capella X is certified according to European standard EN 1335-1 type A, which covers a large range of user types, some variants are ready for type AX which cover even more users.

It is a complete family of chairs that offers different functionality and areas of use depending on which version you choose. The task chairs share a design language, which makes it easy to combine different chairs for a harmonious look. Capella Classic has motif stitching with a classic look. Capella Nature has a sustainable look with motif stitching in a patchwork pattern. Capella Energy has a dynamic look with energetic motif seams in contrasting colours. Capella XL is extra durable and approved for a user weight of 150 kg. Capella 24/7 is customised for being used 24 hours per day, seven days a week. Capella ESD is designed for specific spaces that require an antistatic finish and antistatic fabric. The entire chair is adapted to meet ESD requirements. With its timeless design and clean lines, Capella X fits into many different types of spaces. Together with the wide selection of fabrics and materials from Kinnarps Colour Studio, this provides many options.

CERTIFICATES



NEPD-9216-8804

EN 1335-1

EN 1335-2

BS 5459-2

DESIGNER

Kinnarps Studio

MORE INFORMATION

kinnarps.com

Capella X variants




Capella Classic

Capella Classic has motif stitching with a classic look.




Capella Nature

Capella Nature has a sustainable look with motif stitching in a patchwork pattern.



Capella Energy

Capella Energy has a dynamic look with motif stitching in contrasting colours.



Capella XL

Capella XL is extra durable and approved for a user weight of 150 kg.



Capella 24/7

Capella 24/7 is customised for being used 24 hours per day, seven days a week.



Capella ESD

Capella ESD is designed for specific spaces that require an antistatic finish and antistatic fabric.

Read more about the different chair models on the following pages.



Capella X



Capella Classic

CFM/CSM 110 CLA	450	380-470	400-530	–	930-1150	620	655
CFM/CSM 114 CLA	450	380-470	400-530	195-295	930-1150	620	655
CFM/CSM 115 CLA	450	380-470	400-530	190-295	930-1150	620	655
CFM/CSM 120 CLA	450	380-470	400-530	–	1020-1240	620	655
CFM/CSM 124 CLA	450	380-470	400-530	195-295	1020-1240	620	655
CFM/CSM 125 CLA	450	380-470	400-530	190-295	1020-1240	620	655

Capella Nature

CFM/CSM 120 NAT	450	380-470	400-530	–	930-1150	620	655
CFM/CSM 125 NAT	450	380-470	400-530	190-295	1020-1240	620	655

Capella Energy

CFM/CSM 120 ENE	450	380-470	400-530	–	930-1150	620	655
CFM/CSM 125 ENE	450	380-470	400-530	190-295	1020-1240	620	655

Capella XL

CFM/CSM 120 XL	450	380-470	400-530	–	930-1150	620	655
CFM/CSM 124 XL	450	380-470	400-530	195-295	1020-1240	620	655


Capella 24/7

CFM/CSM 124 H24	450	380-470	400-530	195-295	1020-1240	620	655
-----------------	-----	---------	---------	---------	-----------	-----	-----


Capella ESD

CFM/CSM 110 A	450	380-470	400-530	–	930-1150	620	655
CFM/CSM 115 A	450	380-470	400-530	190-295	930-1150	620	655
CFM/CSM 120 A	450	380-470	400-530	–	1020-1240	620	655
CFM/CSM 125 A	450	380-470	400-530	190-295	1020-1240	620	655


Unit mm.




Capella Classic is a task chair that adds an appealing and timeless look to different types of working environments. The chair's back and seat have motif stitching with a classic look. The seat cannot be locked, allowing you to move even while seated. Available with two different mechanisms – FreeMotion® or SyncMotion™. Choose between low or high back, and two different variants of armrests (4D AX armrest or 5D armrest). Options include lumbar support and an adjustable headrest. Choose between black, beige or a polished finish and any fabric from Kinnarps Colour Studio. Part of the ergonomic Capella X chair family that contributes to movement and well-being during the working day.




CFM/CSM 110 CLA




CFM/CSM 114 CLA




CFM/CSM 115 CLA



CFM/CSM 120 CLA




CFM/CSM 124 CLA




CFM/CSM 125 CLA




Capella Nature is an office chair that contributes a sustainable and long-lasting look to different types of working environments. The chair's back and seat have motif stitching in a patchwork pattern. The seat cannot be locked, allowing you to move even while seated. Available with two different mechanisms – FreeMotion® or SyncMotion™. Has a high back, 5D armrests, and lumbar support and an adjustable headrest are also available as options. Choose between black, beige or a polished finish and any fabric from Kinnarps Colour Studio. Part of the ergonomic Capella X chair family that contributes to movement and well-being during the working day.




CFM/CSM 120 NAT




CFM/CSM 125 NAT





Capella Energy is a task chair that contributes a dynamic look to different types of working environments. The chair's back has motif stitching in an energetic pattern in contrasting colours. The seat cannot be locked, allowing you to move even while seated. Available with two different mechanisms – FreeMotion® or SyncMotion™. Has a high back, 5D armrests, and lumbar support and an adjustable headrest are also available as options. Choose between black, beige or a polished finish and selected fabrics from Kinnarps Colour Studio. Part of the ergonomic Capella X chair family that contributes to movement and well-being during the working day.




CFM/CSM 120 ENE




CFM/CSM 125 ENE




Capella XL is an extra sustainable and durable task chair that meets tougher requirements and is approved for a user weight of 150 kg. It has extra padding for comfortable sitting. The seat cannot be locked, allowing you to move even while seated. Available with two different mechanisms – FreeMotion® or SyncMotion™. Has a high back, lumbar support and 4D AX armrest, with an adjustable headrest as an option. Available in a black finish with polished star base and optional Kinnarps Colour Studio fabric. Part of the ergonomic Capella X chair family that contributes to movement and well-being during the working day.




CFM/CSM 120 XL




CFM/CSM 124 XL




Capella 24/7 is a task chair customised for use 24 hours a day, seven days a week. It has extra padding for comfortable sitting and is also approved for a user weight of 150 kg. The seat cannot be locked, allowing you to move even while seated. Available with two different mechanisms – FreeMotion® or SyncMotion™. Has a high back, lumbar support and 4D AX armrest, with an adjustable headrest as an option. Available in a black finish with polished star base and a selection of durable Kinnarps Colour Studio fabrics. Part of the ergonomic Capella X chair family that contributes to movement and well-being during the working day.




CFM/CSM 124 H24




Capella ESD is a task chair designed for specific spaces that require an antistatic finish and antistatic fabric. The entire chair is adapted to meet ESD requirements. The seat cannot be locked, allowing you to move even while seated. Available with two different mechanisms – FreeMotion® or SyncMotion™. Has a high back and 5D armrests, with an adjustable headrest as an option. Available in a black finish with polished star base, ESD castors and upholstered in Kinnarps Colour Studio ESD fabric. Part of the ergonomic Capella X chair family that contributes to movement and well-being during the working day.




CFM/CSM 110 A



CFM/CSM 115 A



CFM/CSM 120 A




CFM/CSM 125 A

Functions & options



FREEMOTION®

Seat and back move independently, encouraging movement.



SYNCMOTION™

The seat and back move synchronously and support the user's body movements.



ADJUSTABLE TILTING RESISTANCE

With the round control on the left-hand side, you can easily adjust the chair's tilting resistance to suit you.



ADJUSTABLE SEAT HEIGHT

You can easily adjust your seat height with a lever on the right-hand side. Adjust the height so that your feet are flat on the floor and your knee joints are in a 90-100° position.



ADJUSTABLE SEAT DEPTH

The seat can also be adjusted in depth for the best possible seat position. It is good to have 20 to 50 mm between the back of the knee and the seat for the best possible comfort.



ADJUSTABLE BACK HEIGHT

With the controls on the chair back, you can adjust the height of the back up to 90 mm.



LOW OR HIGH BACK

On Capella Classic, you can choose between a low back (600 mm) or a high back (690 mm). The SafeBack function provides a smooth return after the chair has been locked in the reclined position.



EXTRA PADDING

Capella XL and Capella 24/7 are equipped with extra padding in the seat cushion. For optimal comfort during long periods of sitting.



ADJUSTABLE LUMBAR SUPPORT

All models have adjustable lumbar support as an option. A button under the backrest is used to inflate or deflate an air cushion for more or less support.



HEADREST

Choose the adjustable headrest to customise the chair to your needs. It can be adjusted forwards and backwards, angled and height-adjusted.



CLOTHES RACK

The back of the headrest can be equipped with a hanger for clothes.



GLIDE

As an option, you can get Capella X with glides instead of a wheel base. A good choice for the higher gas springs.



FOOTRING

Add a footring to a high gas spring to relieve legs and feet. It is attached around the gas spring and is variably height adjustable.



GAS SPRING

Available in three stroke lengths – 135 mm (standard), 190 mm or 270 mm. The highest version is only available with glides.



ARMREST (NO 4)

Soft armrest adjustable in height, width, depth and angle. Ready for user weight of 150 kg.



ARMREST (NO. 5)

Soft armrest adjustable in five positions – height, width, depth, angle and free individual distance. Ready for user weight of 130 kg. Available in polished finish.



CASTORS FOR SOFT FLOORING (BLACK)

The castors roll easily when loaded and brake slightly when the chair is unloaded. Also available in a polished version.



CASTORS FOR HARD FLOORING (BLACK)

The castors roll easily when loaded and brake slightly when the chair is unloaded. Also available in a polished version.



SWIVEL ARM (POLISHED)

Swivel arm in an elegant, polished finish.



STAR BASE (BLACK)

A stylish and ergonomic star base in black plastic, with a clearly marked support surface for your feet.




STAR BASE (ALUMINIUM/BEIGE)

A robust and ergonomic star base with a clearly marked support surface for your feet.



STAR BASE (POLISHED ALUMINIUM)

A robust and ergonomic star base in polished aluminium. Polished castors.



BLACK EDITION

Model with stylish black details.



BEIGE EDITION

Model with beige details that create a harmonious and natural look.

Colours & materials

Kinnarps Colour Studio (KCS) is our range of materials for offices, schools and healthcare facilities, with a focus on sustainability, quality and harmony. It offers attractive materials that have been carefully tried and tested for suitability and sustainability in different types of spaces. The wide range makes it easy to find the look and functionality you want. Wood, metal, plastic, and textiles, colours and patterns that are easy to mix and match with each other and the rest of the interior design. A well-thought-out range that provides a harmonised and sustainable overall impression, and makes it possible to choose the right material and the right colour for the right place and activity.



Seat/back

Capella Classic Choose any fabric from Kinnarps Colour Studio.

Capella Nature Choose any fabric from Kinnarps Colour Studio.

Capella Energy Selected fabrics from Morph and Acton.

Capella XL Choose any fabric from Kinnarps Colour Studio.

Capella 24/7 Selected fabrics from Morph, Capture, Select, and Elmosoft black leather.

Capella ESD Only Global ESD.

Seams Capella Energy has decorative seams in contrasting colours.

Headrest Choose between Black Edition or Beige Edition. Any fabric from KCS.

Option: cover in polished finish.

Armrest Armrest 4 is available in black. Armrest 5 is available in Black Edition, Beige Edition and polished finish.


Star base Choose between Black Edition (black plastic star base), Beige Edition (aluminium/beige) and polished star base (polished aluminium).

Castors Choose between castors for soft or hard flooring. Available in black or chrome finish.


Glides Available in black finish.

For more information about colours and materials, please visit kinnarps.com/kcs.


Plastic



Cream beige




Black




Nougat*

Metal



Cream beige



Black



Polished

* Armrest (no 5)